

### Description

The type HL high efficiency triple deflection moisture eliminator has been designed specifically to meet the arduous conditions encountered in offshore and marine environments and is suitable for fitting to duct inlets or exhausts where higher water removal rates can be achieved, than with conventional louvres or with the Flamgard Calidair type HL high efficiency moisture eliminator.

### Specification

#### Casing

3.0 mm sheet steel formed into rigid channel sections suitable for duct or surface mounting.

#### Vanes

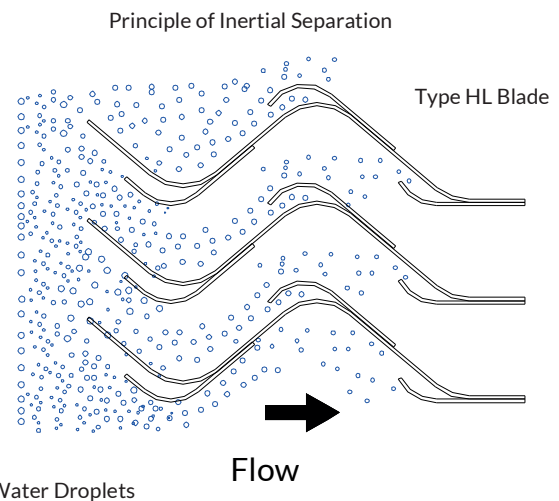
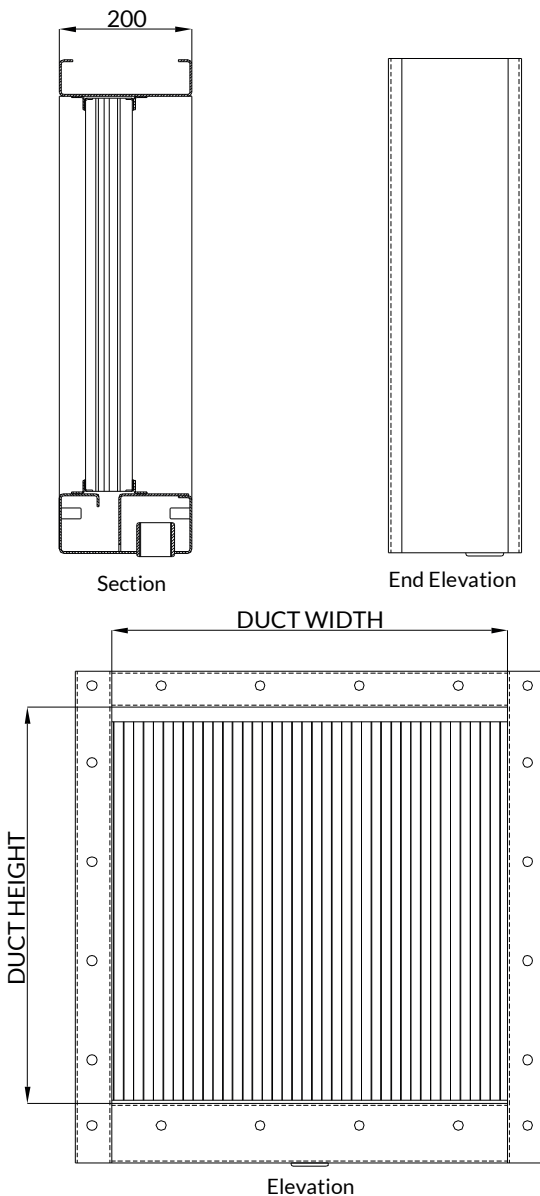
0.56 mm sheet steel formed into a High Efficiency section and welded to the inside of the casing. The blades must be mounted vertically. The maximum unsupported blade height is 2100 mm.

#### Bird Mesh Screen / Weather Door

A bird mesh screen or weather door can be fitted to either front or rear face of the louvre to prevent the ingress of foreign bodies into the ventilated space.

#### Size Limitations

As moisture eliminators reduce in size the free area ratio reduces rapidly which increases the free area velocity, pressure drop and water carry over. It is therefore recommended that the minimum duct size for a moisture eliminator be 300 x 300 mm. There is no limitation on the maximum size of a louvre but above a duct height of 2000 mm it would be constructed in multi-banked units.



#### Options

- Materials can be stainless steel or other materials to suit the clients' specific requirements.
- Earth continuity bosses.
- Lifting lugs.
- Other variations to suit clients' specific requirements are also available.

# Moisture Eliminator HL

## Operation

Flamgard Calidair's high efficiency moisture eliminator is designed to remove water or other liquid from the air/gas flow passing through them.

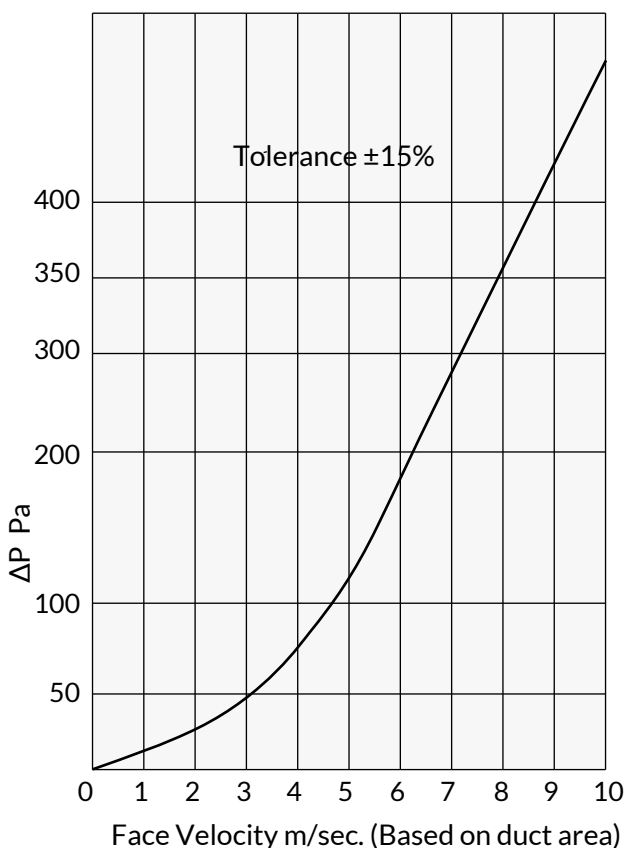
They are particularly useful for ventilation system intakes where air velocities and/or the mass of water carried is too great for efficient removal by conventional louvres

The type 'HL' standard duty moisture eliminator can deal with heavy rain storm situations or be used as a water eliminator within an air conditioning plant with air velocities as great as 9 m/sec.

The triple deflection vertical vanes are designed and arranged to achieve effective separation and drainage of entrained water droplets from the passing ventilation air to the following efficiency:

Particle Size	Removal Efficiency
30 Micron	95
15 to 30 Micon	40-90

Open Pressure Drop  
Characteristic Curve



## Performance Characteristics

### Water Handling Capacity

Typically 46 litres/sec at 4 m/sec velocity.

### Panel Size

400 mm x 400 mm to 3000 mm x 2000mm high (multi panel versions are available for larger sizes).

### Design Features

Twin deflection inertial vertical vane water separation technique with integral fluid collection tank.

### Options

- Coalescer Panels.
- Front, rear or duct mounted.
- Drilled or undrilled flanges.
- Free flow drain outlet.
- Drain outlet to pipes.
- Drain outlet to water traps.

Collection Efficiency

